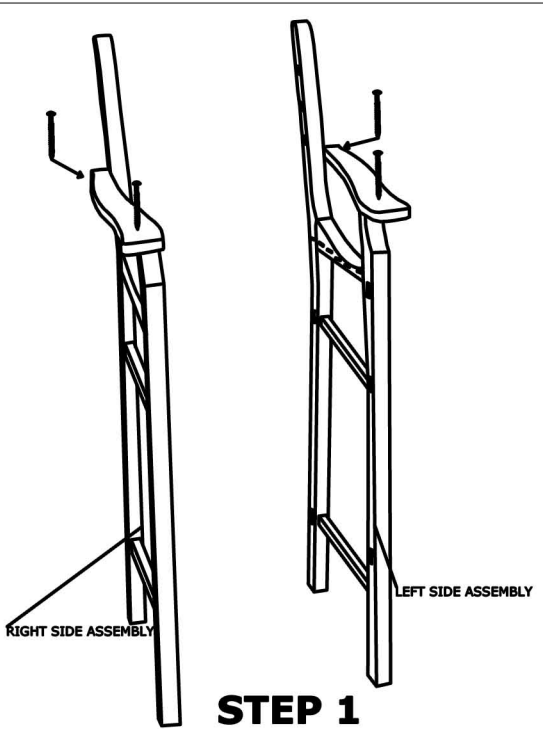


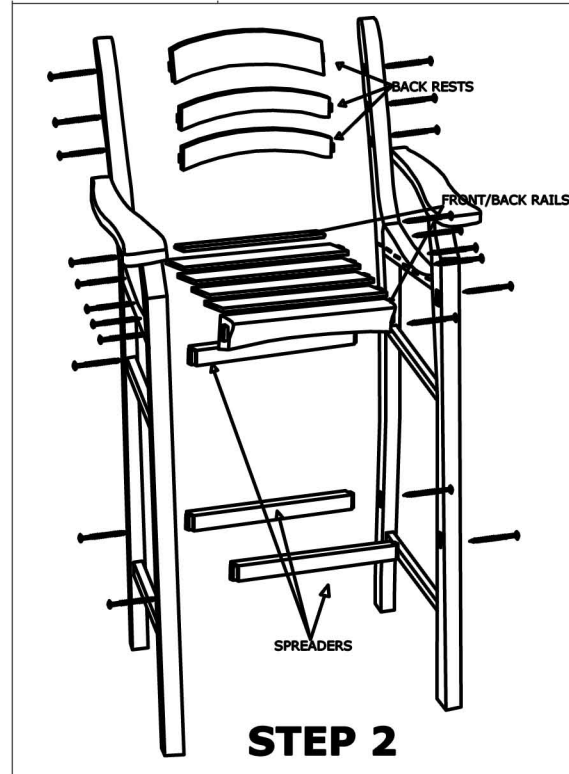
AVANTI BAR ARM CHAIR

119BC-00002



STEP 1

Step 1. Align right and left side assemblies as shown, and attach arms.

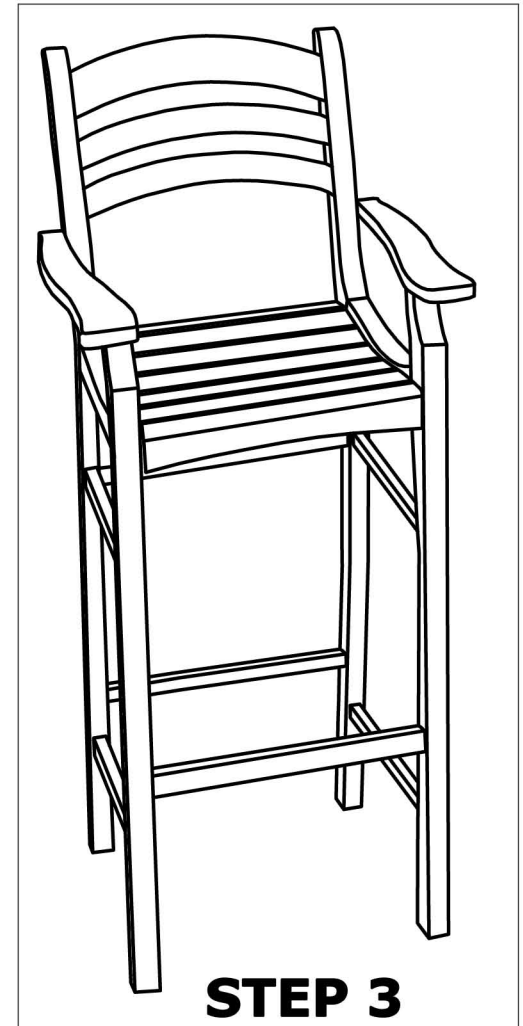


STEP 2

Step 2. Place spreaders into mortise (pocket) inside assemblies as shown. Loosely attach with screws "A." Follow this procedure with rails and slats, followed by back rests.

LIST OF PARTS

- Right Side (1)
- Left Side (1)
- Slats (5)
- Spreaders (3)
- Arms (1R) (1L)
- Front Rail (1)
- Back Rail (1)
- Back Rests (3)
- Colored Screws "A" (26)
- Insert Bit Tool (1)



STEP 3



A-2.5" (26 pcs.) colored